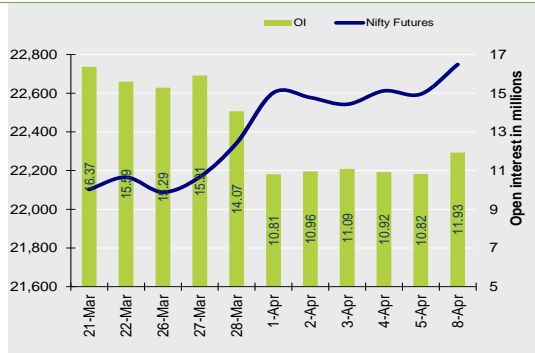


Nifty Snapshot

	Close	Prv Cl.	Ab chg	% chg
Spot	22,666.30	22,513.70	152.60	0.68
Futures	22,748.50	22,595.50	153.00	0.68
OI(ml shr)	11.93	10.82	1.11	10.21
Vol (lots)	125956	94842	31114	32.81
COC	82.20	81.80	0.40	0.5
PCR-OI	1.19	1.07	0.12	11.5

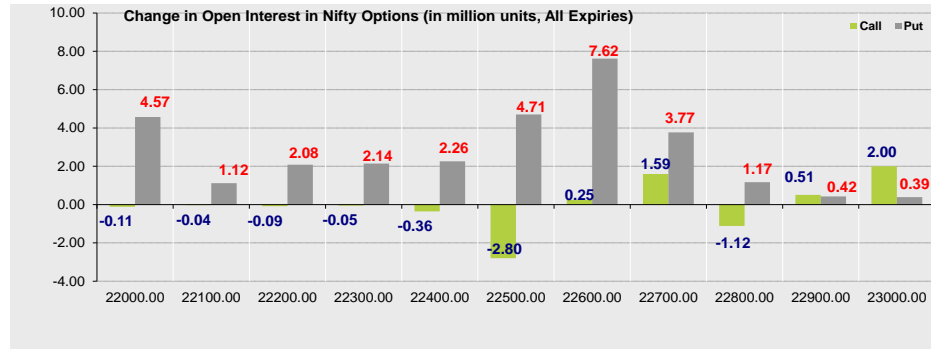
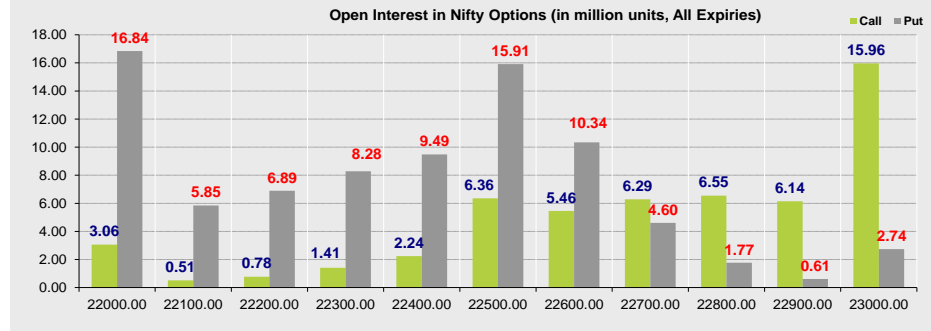
Nifty Futures Price v/s OI



Summary

- Indian markets closed on a positive note where buying was mainly seen in Automobiles, Metals and Oil & Gas sectors. Nifty Apr Futures closed at 22748.50 (up 153 points) at a premium of 82.20 pts to spot.
- FII's were net sellers in Cash to the tune of 684.68 Cr and were net buyers in index futures to the tune of 1261.88 Cr.
- India VIX increased by 2.40% to close at 11.61 touching an intraday high of 11.74.

Open Interest in Nifty Options:



Institutional Activity in previous trading session

(in Rs cr.)	Buy	Sell	Net
Index Futures	3929.98	2668.10	1261.88
Index Options	1706939.69	1737464.21	-30524.52
Stock Futures	23016.52	22393.53	622.99
Stock Options	38491.58	38884.74	-393.16
FII Cash	11,504.78	12,189.46	-684.68
DII Cash	12,727.46	9,256.92	3,470.54

Net FII Activity (in Rs cr.)

Date	Idx Fut	Stk Fut	Idx Opt	Cash
8-Apr	1261.9	623.0	-30524.5	-685
5-Apr	-220.3	-5114.4	11381.6	1659
4-Apr	-753.9	-6586.8	90860.0	-1136
3-Apr	-1677.4	-10315.5	29005.8	-2214
2-Apr	677.9	-1610.2	10390.3	-1623
1-Apr	275.3	1019.6	-7064.3	-522

Technical Pivot (Intraday):

	S2	S1	PIVOT	R1	R2
NIFTY	22565	22660	22715	22805	22865
BANKNIFTY	48420	48555	48700	48835	48980

- The above second chart shows previous trading day's change in Nifty options where Addition in OI were seen in 22600, 22500, 22400 strike Puts and at 22700, 22900, 23000 strike Calls indicating market is likely to remain positive in the near term.
- Highest OI build-up is seen at 23000 strike Calls and 22000 strike Puts, to the tune of 15.96mn and 16.84mn respectively.

Outlook on Nifty:

Index is likely to open on a gap up note today and is likely to remain positive during the day.

(Price is in Rs; OI is in million units; Price chg and OI chg are in percentage) **NB RESEARCH**

Fresh Longs seen in:

Scrip	Price	Price chg	OI	OI Chg
LICHSGFIN	650.4	0.4	21.7	19.1
NAUKRI	6235.2	9.6	1.4	15.8
LAURUSLABS	465.2	5.3	13.8	11.9

Fresh Shorts seen in:

Scrip	Price	Price chg	OI	OI Chg
IDEA	13.2	-1.1	2708.3	12.9
WIPRO	479.6	-1.4	63.6	9.3
RECLTD	455.5	-3.9	47.0	9.1

Short Covering seen in:

Scrip	Price	Price chg	OI	OI Chg
GODREJPROP	2593.0	3.2	3.9	-11.1
EICHERMOT	4210.7	4.1	3.5	-7.0
BHARATFORG	1179.4	2.9	7.0	-6.6

Long Unwinding seen in:

Scrip	Price	Price chg	OI	OI Chg
BANDHANBNK	185.4	-6.3	109.8	-13.9
MPHASIS	2464.9	-2.1	2.5	-10.3
IPCALAB	1297.6	-0.4	2.7	-7.0

NIFTY50 Options OI (CE OI = Resistance) (PE OI = Support)			
Symbol	Highest CE OI	Highest PE OI	CMP
ADANIPTS	1400	1300	1355
ADANIENT	3400	3000	3233
ASIANPAINT	3000	2900	2893
AXISBANK	1100	1050	1079
BAJAJ-AUTO	9500	8000	9065
BAJAJFINSV	1700	1600	1694
BAJFINANCE	7500	7000	7211
BHARTIARTL	1200	1200	1210
BPCL	620	600	595
BRITANNIA	5000	4500	4835
CIPLA	1500	1450	1468
COALINDIA	450	400	449
DIVISLAB	3800	3600	3800
DRREDDY	6200	6200	6199
EICHERMOT	4300	3700	4211
GRASIM	2300	2200	2287
HCLTECH	1600	1500	1547
HDFCBANK	1600	1500	1550
HDFCLIFE	650	600	636
HEROMOTOCO	4800	4500	4614
HINDALCO	600	550	579
HINDUNILVR	2300	2300	2279
ICICIBANK	1100	1080	1088
ITC	435	430	431
INDUSINDBK	1600	1600	1572

NIFTY50 Options OI (CE OI = Resistance) (PE OI = Support)			
Symbol	Highest CE OI	Highest PE OI	CMP
INFY	1500	1500	1483
IOC	175	170	171
JSWSTEEL	900	800	878
KOTAKBANK	1800	1800	1796
LT	3800	3500	3820
LTIM	5000	4900	4908
M&M	2100	1900	2080
MARUTI	13000	12000	12862
NESTLEIND	2600	2500	2510
NTPC	350	350	365
ONGC	280	270	271
POWERGRID	300	260	283
RELIANCE	3000	2900	2978
SBILIFE	1550	1400	1524
SBIN	800	700	771
SUNPHARMA	1640	1500	1607
TATACONSUM	1150	1100	1139
TATAMOTORS	1100	900	1018
TATASTEEL	170	150	166
TCS	4000	4000	3979
TECHM	1300	1200	1268
TITAN	3800	3500	3756
ULTRACEMCO	10500	9500	9908
UPL	500	450	491
WIPRO	500	480	480

OI against MWPL

Symbol	MWPL	Open Interest	Limit for next day	% OI
ZEEL	184440627	176085000	Ban	95%
INDIACEM	44362911	41406200	738565	93%
SAIL	289139949	269064000	Ban	93%
PEL	23952122	22234500	520015	93%
IDEA	4832931211	4469120000	122164650	92%
NATIONALUM	178967755	154800000	15219367	86%
GNFC	17249403	14731600	1655332	85%
BANDHANBNK	193358339	162920000	Ban	84%
TATACHEM	31601465	26374150	3647241	83%
ABFRL	96795844	79073800	12882251	82%
INDUSTOWER	166895623	134351000	24199841	81%
MANAPPURAM	109696743	87546000	16665905	80%
CANBK	134484114	105229800	22530108	78%
EXIDEIND	91809066	70470000	16748612	77%
PNB	591377974	453784000	108025075	77%
HINDCOPPER	65482129	49798800	12409222	76%
UPL	101555620	75650900	20826939	74%
RBLBANK	120524452	87925000	26573229	73%
BALRAMCHIN	23040698	16715200	5173463	73%
BIOCON	93713228	67050000	21977566	72%
VEDL	269299238	192583600	63250676	72%
NMDC	229794455	156555000	61749732	68%
IDFCFIRSTB	884075623	597090000	242781841	68%
ASHOKLEY	282359403	185075000	83166432	66%
GMRINFRA	494055219	312367500	156984958	63%
BHEL	256482590	161327250	82331210	63%
IEX	177845485	110280000	58673210	62%
METROPOLIS	5149120	3186400	1705264	62%
DLF	128335464	78685200	43233490	61%
PVRINOX	14162574	8650785	4803660	61%
ESCORTS	6731473	3943775	2451124	59%
HINDPETRO	127940594	72284400	49259164	56%
LICHSGFIN	60244101	33812000	23419895	56%

OI against MWPL

Symbol	MWPL	Open Interest	Limit for next day	% OI
SBICARD	59413161	33132000	23310502	56%
ABCAPITAL	161301726	89899200	63337439	56%
GRANULES	28132038	15666000	11059436	56%
BANKBARODA	372635498	199338750	154664973	53%
CHAMBLFERT	31488204	16813100	13100693	53%
OFSS	4716857	2509800	1971214	53%
GLENMARK	30110093	15857925	12746663	53%
AARTIIND	40929582	20723000	18160102	51%
IRCTC	60165566	30143750	27013537	50%
AMBUJACEM	146089317	72709200	66075651	50%
SUNTV	19704232	9795000	8924020	50%
BATAINDIA	12812405	6354000	5817784	50%

Derivative Recommendations:

Stock Name	Call (Buy/Sell)	Entry price	Targets	Stop Loss	Duration	Status
LT FUT	Sell	3725	3580	3830	1-2 Days	Open
BEL 225CE	Buy	8.5	13	6	1-2 Days	Open
HDFCAMC FUT	Sell	3670	3590	3710	1-2 Days	Open

FROM THE EQUITY DERIVATIVE DESK:

NIRAV HARISH CHHEDA
AVP - DERIVATIVES AND TECHNICAL RESEARCH
E-Mail: nirav.chheda@nirmalbang.com
Tel no: 6273-8199/8000

AMIT BHUPTANI
SNR.DERIVATIVES AND TECHNICAL RESEARCH ANALYST
E-Mail: amit.bhuptani@nirmalbang.com
Tel no: 6273-8242/8000

DISCLOSURES

Research Reports that are published by Nirmal Bang Securities Private Limited (hereinafter referred to as "NBSPL") are for private circulation only. NBSPL is a registered Research Analyst under SEBI (Research Analyst) Regulations, 2014 having Registration no. INH000001766. NBSPL is also a registered Stock Broker with National Stock Exchange of India Limited, BSE Limited, Metropolitan Stock Exchange of India Limited, Multi Commodity Exchange of India Limited, National Commodity and Derivative Exchange Limited and Indian Commodity Exchange Limited in cash and Equity and Commodities derivatives segments.

NBSPL has other business divisions with independent research teams separated by Chinese walls, and therefore may, at times, have different or contrary views on stocks and markets.

NBSPL or its associates have not been debarred / suspended by SEBI or any other regulatory authority for accessing / dealing in securities Market. NBSPL, its associates or analyst or his relatives do not hold any financial interest (Except Investment) in the subject company. NBSPL or its associates or Analyst do not have any conflict or material conflict of interest at the time of publication of the research report with the subject company. NBSPL or its associates or Analyst or his relatives may or may not hold beneficial ownership of 1% or more in the subject company at the end of the month immediately preceding the date of publication of this research report.

NBSPL or its associates / analyst has not received any compensation / managed or co-managed public offering of securities of the company covered by Analyst during the past twelve months. NBSPL or its associates have not received any compensation or other benefits from the company covered by Analyst or third party in connection with the research report. Analyst has not served as an officer, director or employee of Subject Company. NBSPL / analyst has not been engaged in market making activity of the subject company.

Analyst Certification: The research analysts and authors of these reports, hereby certify that the views expressed in this research report accurately reflects my/our personal views about the subject securities, issuers, products, sectors or industries. It is also certified that no part of the compensation of the analyst(s) was, is, or will be directly or indirectly related to the inclusion of specific recommendations or views in this research. The analyst(s) principally responsible for the preparation of this research report and has taken reasonable care to achieve and maintain independence and objectivity in making any recommendations.

DISCLAIMER

This report is for the personal information of the authorized recipient and does not construe to be any investment, legal or taxation advice to you. NBSPL is not soliciting any action based upon it. Nothing in this research shall be construed as a solicitation to buy or sell any security or product, or to engage in or refrain from engaging in any such transaction. In preparing this research, we did not take into account the investment objectives, financial situation and particular needs of the reader.

This research has been prepared for the general use of the clients of NBSPL and must not be copied, either in whole or in part, or distributed or redistributed to any other person in any form. If you are not the intended recipient you must not use or disclose the information in this research in any way. Though disseminated to all the customers simultaneously, not all customers may receive this report at the same time. NBSPL will not treat recipients as customers by virtue of their receiving this report. This report is not directed or intended for distribution to or use by any person or entity resident in a state, country or any jurisdiction, where such distribution, publication, availability or use would be contrary to law, regulation or which would subject NBSPL & its group companies to registration or licensing requirements within such jurisdictions.

The report is based on the information obtained from sources believed to be reliable, but we do not make any representation or warranty that it is accurate, complete or up-to-date and it should not be relied upon as such. We accept no obligation to correct or update the information or opinions in it. NBSPL or any of its affiliates or employees shall not be in any way responsible for any loss or damage that may arise to any person from any inadvertent error in the information contained in this report. NBSPL or any of its affiliates or employees do not provide, at any time, any express or implied warranty of any kind, regarding any matter pertaining to this report, including without limitation the implied warranties of merchantability, fitness for a particular purpose, and non-infringement. The recipients of this report should rely on their own investigations.

This information is subject to change without any prior notice. NBSPL reserves its absolute discretion and right to make or refrain from making modifications and alterations to this statement from time to time. Nevertheless, NBSPL is committed to providing independent and transparent recommendations to its clients, and would be happy to provide information in response to specific client queries.

Before making an investment decision on the basis of this research, the reader needs to consider, with or without the assistance of an adviser, whether the advice is appropriate in light of their particular investment needs, objectives and financial circumstances. There are risks involved in securities trading. The price of securities can and does fluctuate, and an individual security may even become valueless. International investors are reminded of the additional risks inherent in international investments, such as currency fluctuations and international stock market or economic conditions, which may adversely affect the value of the investment. Opinions expressed are subject to change without any notice. Neither the company nor the director or the employees of NBSPL accept any liability whatsoever for any direct, indirect, consequential or other loss arising from any use of this research and/or further communication in relation to this research. Here it may be noted that neither NBSPL, nor its directors, employees, agents or representatives shall be liable for any damages whether direct or indirect, incidental, special or consequential including lost revenue or lost profit that may arise from or in connection with the use of the information contained in this report.

Copyright of this document vests exclusively with NBSPL. Our reports are also available on our website www.nirmalbang.com